

Assembly Sheet

BiGDUG STAINLESS STEEL CLEANROOM STOOL

CL015

Stainless Steel

530-720mm H x 310mm W x 310mm D



COMPONENTS CHECK LIST:



(A)

CASTORS/FEET
Quantity: 5



(B)

FIRE BAR STAR BASE
Quantity: 1



(C)

GAS LIFT
Quantity: 1



(D)

FOOTREST
Quantity: 1
Available separately



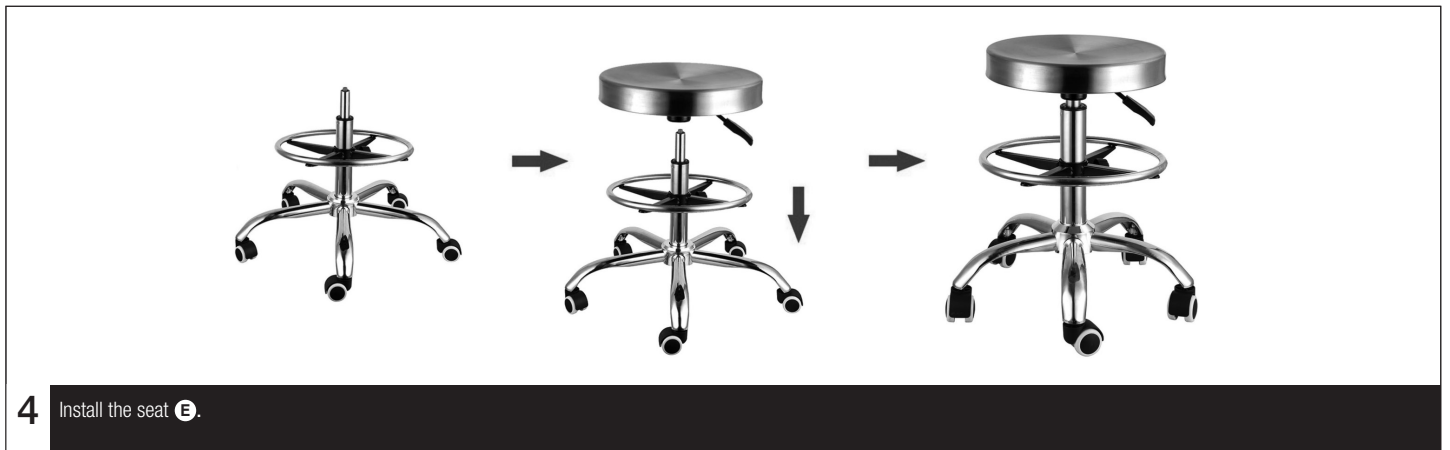
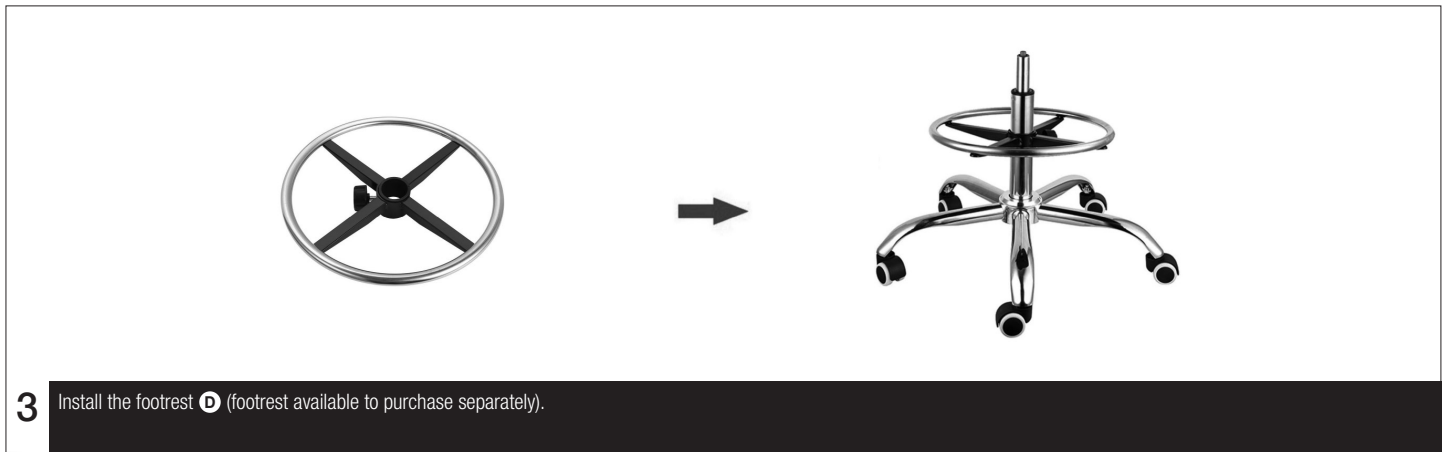
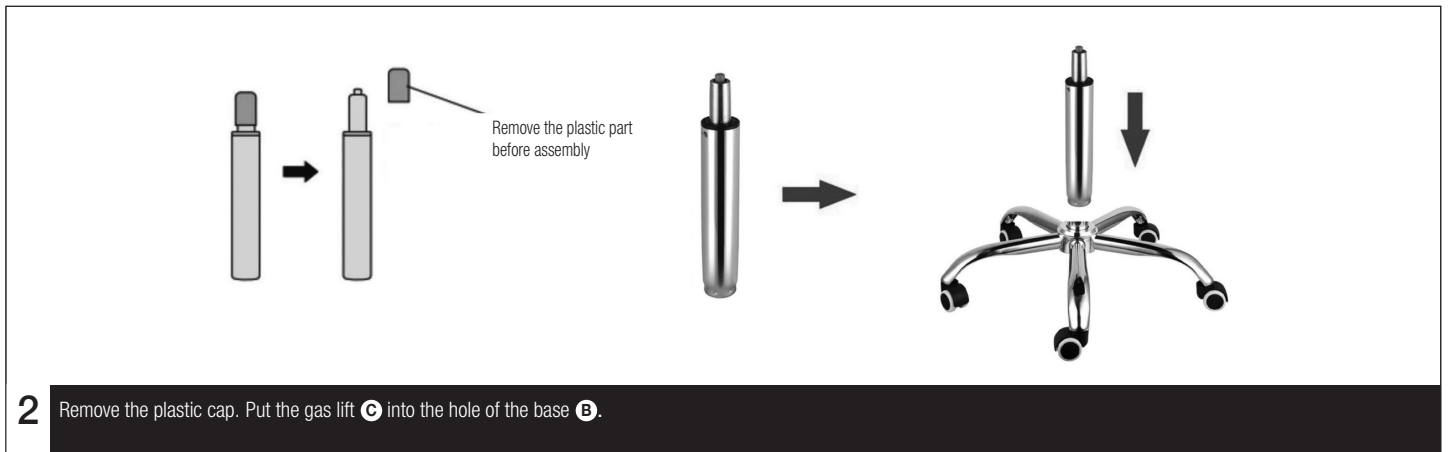
(E)

FOOTREST
Quantity: 1
Available separately

During assembly do not tighten bolts until all components are aligned properly, then tighten fully.

If you have any missing components please take note of the part name and contact your supplier.

Seats are safe when used responsibly. If in doubt, contact the supplier.



Safety Instructions



Information:

If in doubt, contact the supplier:

- Read this guide before commencing assembly and retain for future reference
- Before commencing assembly, unpack carefully and check that all components ordered are included
- Assembly should be undertaken by a minimum of two competent people
- Tools – Allen key (included)



Caution:

During assembly, ensure to:

- Read this guide before commencing assembly and retain for future reference
- Take care during assembly and in use, particularly when lifting or stretching and when using tools
- Wear appropriate safety clothing – protective gloves and footwear are recommended
- Build on a suitable level floor, which is strong enough to support the load and allow adequate working space
- Dispose of packaging materials responsibly



Warning:

Rules for the safe use of chairs:

- Ensure these instructions are retained for reference and that users are aware of the rules for safe use
- Never climb on the structure or stand on the stool
- Do not lean or support ladders, steps, or other objects against the stool
- Do not use in damp or wet conditions
- Ensure that the maximum load capabilities are not exceeded
- Please refer to the loading information supplied