


Assembly Sheet

# **BiGDUG MANUAL MINI PLATFORM STACKER**



If you have any missing components please take note of the part name and contact your supplier.


Platform Stackers are safe when used responsibly. If in doubt, contact the supplier.



**1** Place the stacker on a level, even surface and ensure the brakes are fully applied before beginning assembly.




**2** Using circlip pliers, carefully remove the retaining ring from the metal bar and retain it for refitting.



**3** Carefully twist out the metal bar and remove it.



**4** Position the forks onto the fork mounting frame, ensuring they are correctly aligned with the mounting holes.




**5** Reinsert the metal bar through the fork mounting frame and forks.



**6** Refit the retaining ring using circlip pliers, ensuring it is fully seated in the groove.



**7** Check that the forks are securely retained before operating the stacker.



**8** If required, fit the detachable platform onto the forks.

## Safety Instructions



### Information:

If in doubt, contact the supplier:

- Read this guide before commencing assembly and retain for future reference
- Before commencing assembly, unpack carefully and check that all components ordered are included
- Tools – Circlip pliers



### Caution:

During assembly, ensure to:

- Take care during assembly and in use, particularly when lifting or stretching and when using tools
- Wear appropriate safety clothing – protective gloves and footwear are recommended
- Build on a suitable level floor, which is strong enough to support the load and allow adequate working space. Ensure brakes are on.
- Dispose of packaging materials responsibly



### Warning:

Rules for the safe use of a manual mini platform stacker:

- Ensure these instructions are retained for reference and that all users are aware of the rules for safe use
- Never climb on the stacker, platform, or mast at any time
- Do not lean or support ladders, steps, or other objects against the stacker
- Do not use the stacker in damp, wet or slippery conditions
- Ensure that the maximum rated load capacity is not exceeded
- Refer to the load capacity plate and product manual for full loading information