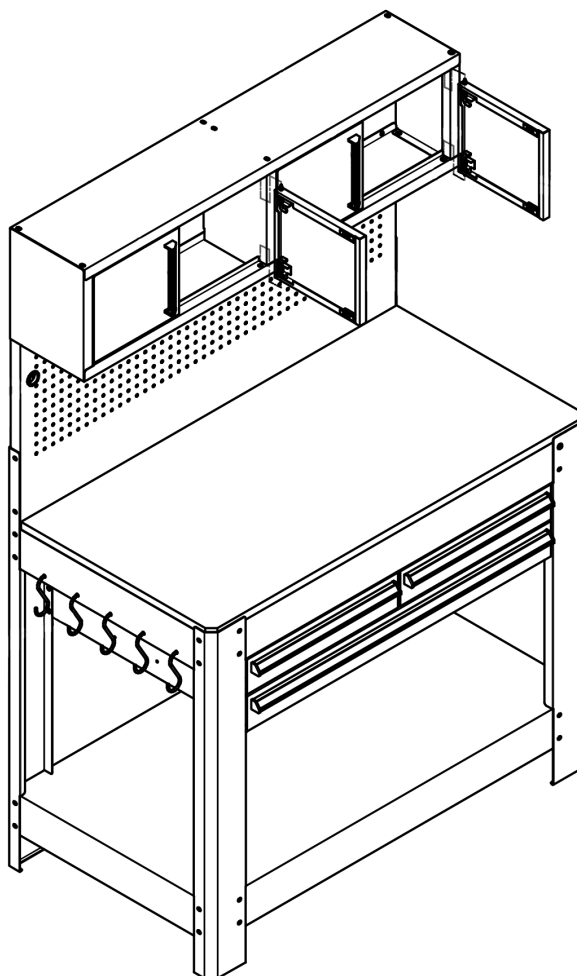
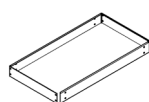


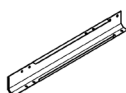
GARAGE COMPLETE WORKSTATION KIT



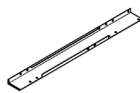
COMPONENTS CHECK LIST:



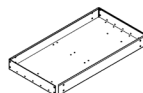
A
BOTTOM TRAY
Quantity: 1



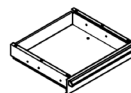
B
FRONT PILLAR
Quantity: 2



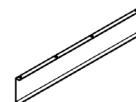
C
BACK PILLAR
Quantity: 2



D
TOP TRAY
Quantity: 1



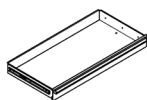
E
SMALL DRAWER
Quantity: 2



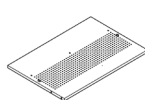
F
SUPPORTIVE PLATE
Quantity: 2



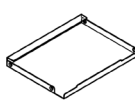
G
SLIDE BOARD FOR DRAWER
Quantity: 2



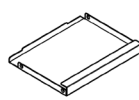
H
BIG DRAWER
Quantity: 1



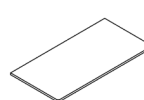
I
GRID BOARD
Quantity: 1



J
LEFT FOR WALL CABINET
Quantity: 1



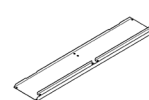
K
RIGHT FOR WALL CABINET
Quantity: 1



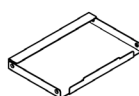
L
WOODEN TOP
Quantity: 1




M
HOOK
Quantity: 5



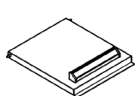
N
TOP FOR WALL CABINET
Quantity: 1




O
MID PANEL
Quantity: 1



P
BOTTOM FOR WALL CABINET
Quantity: 1



Q
LEFT DOOR
Quantity: 2



R
RIGHT DOOR
Quantity: 2



S
SCREW ST6 3 x12
Quantity: 76 + 2



T
PROTECTIVE RING
Quantity: 2

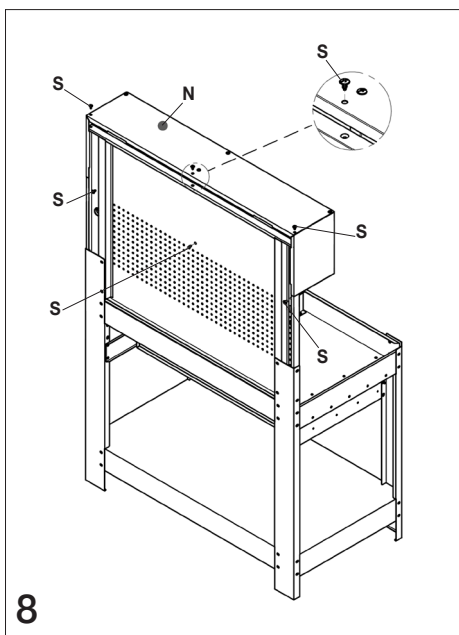
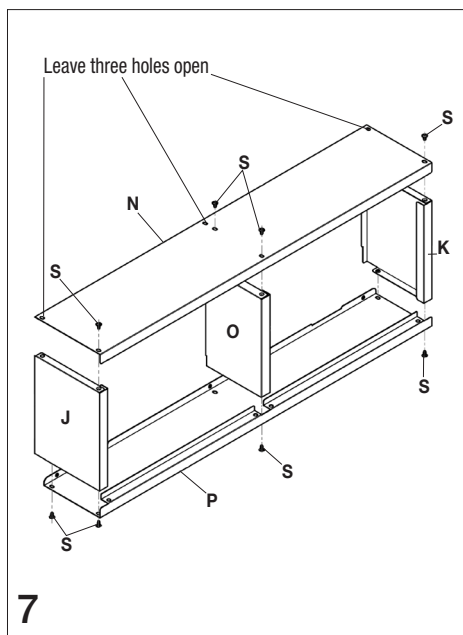
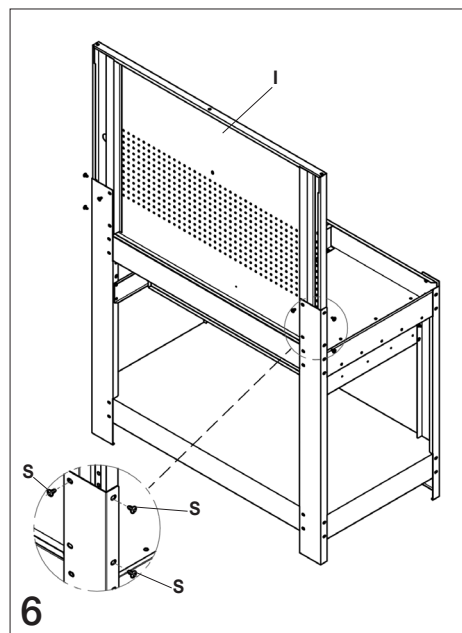
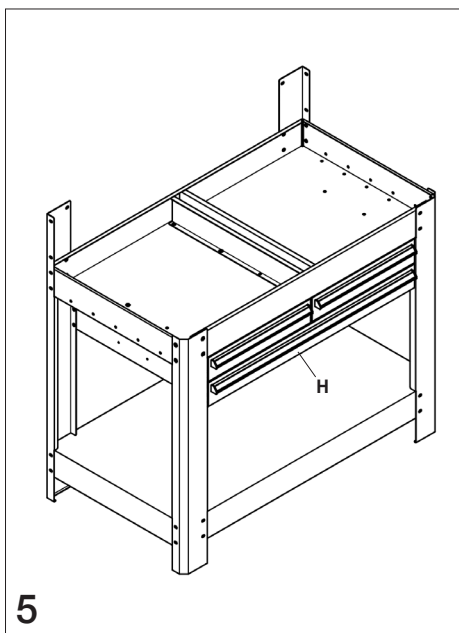
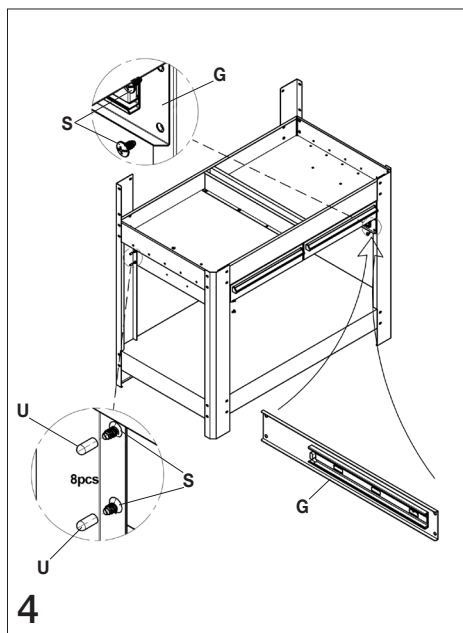
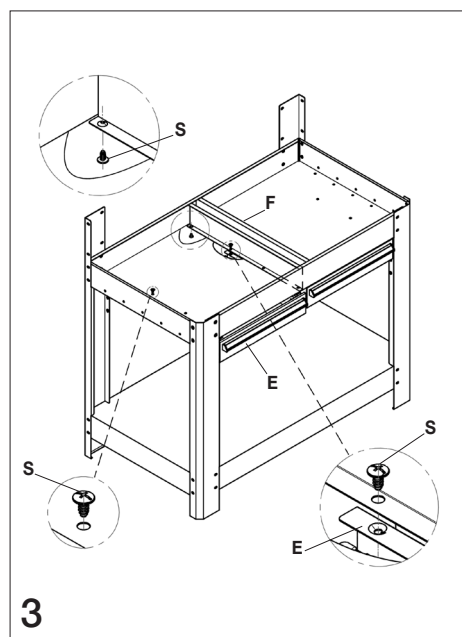
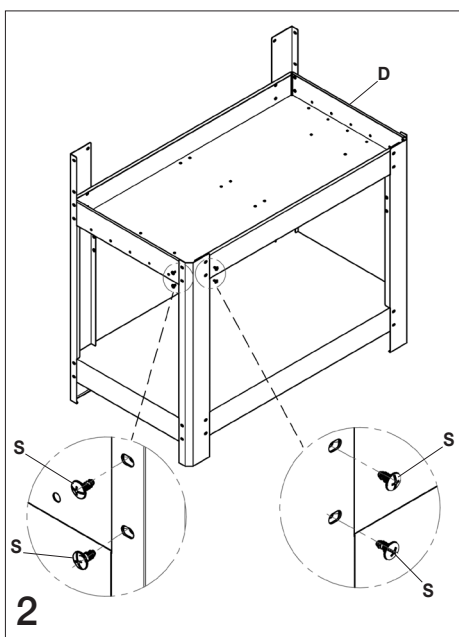
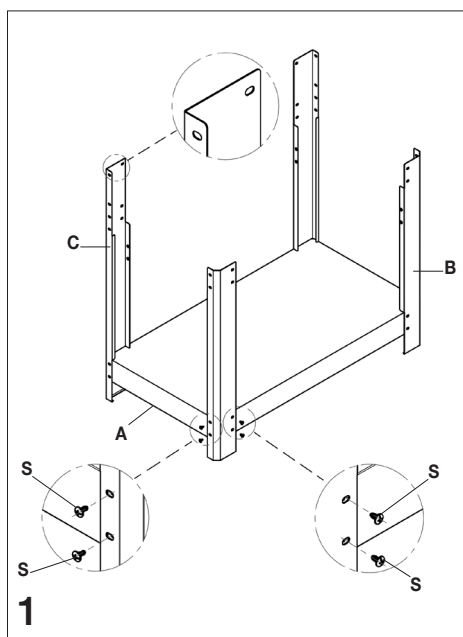


U
CASING FOR S
Quantity: 14

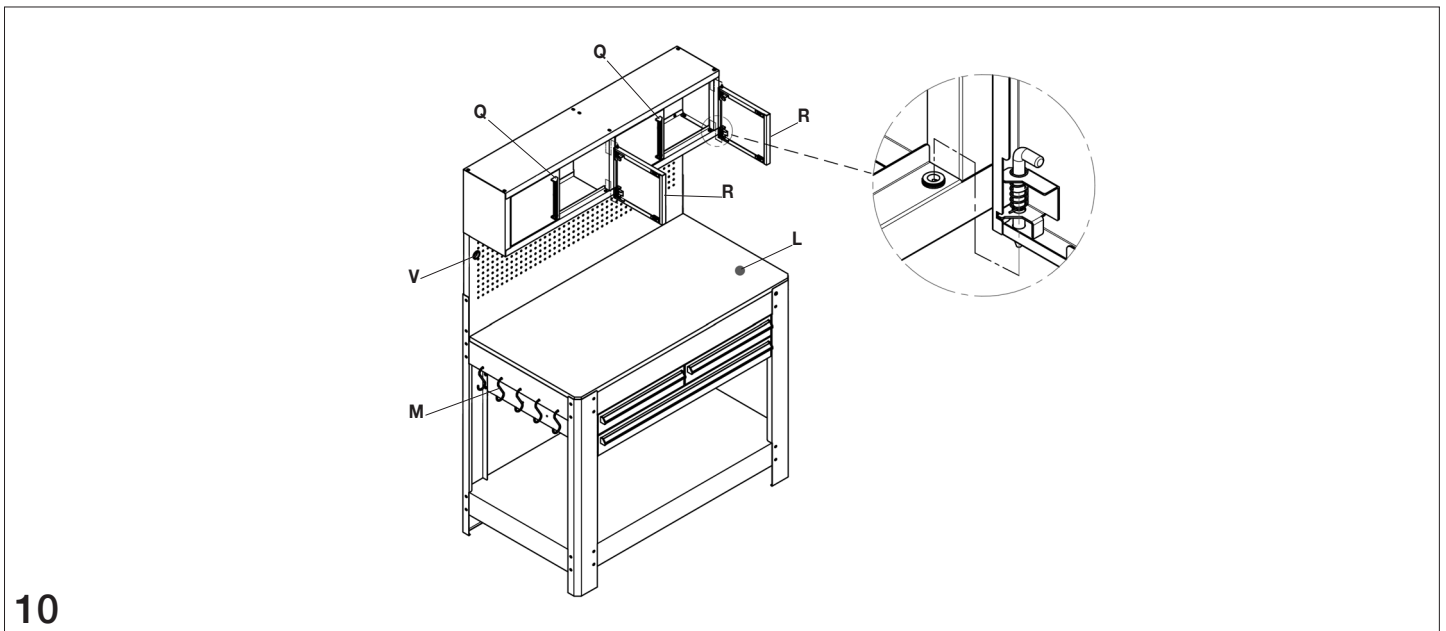
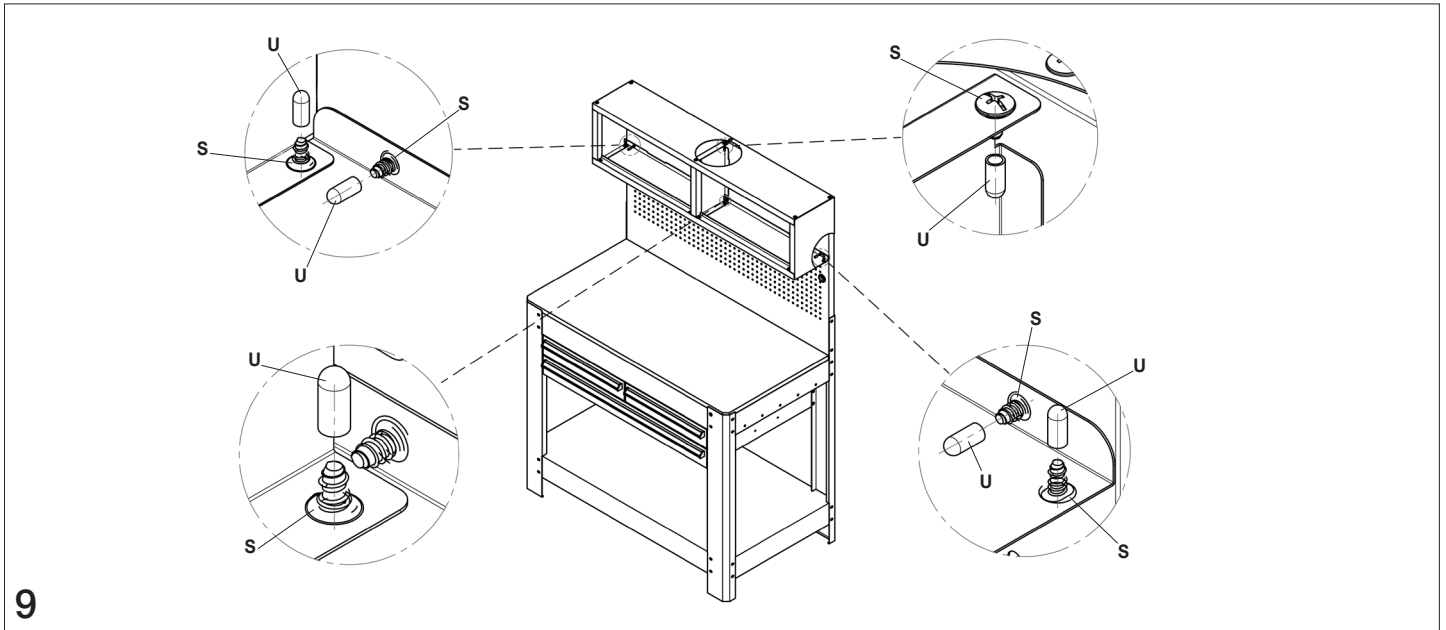
During assembly do not tighten bolts until all components are aligned properly, then tighten fully.

If you have any missing components please take note of the part name and contact your supplier.

Workstations are safe when used responsibly. If in doubt, contact the supplier.



During assembly do not tighten bolts until all components are aligned properly, then tighten fully.



Safety Instructions



Information

If in doubt, contact the supplier:

- Read this guide before commencing assembly and retain for future reference
- Before commencing assembly, unpack carefully and check that all components ordered are included
- Assembly should be undertaken by a minimum of two competent people
- Assess for floor fixing. Tall narrow bays may require this to ensure stability
- Tools – Cross Head Screwdriver



Warning

Rules for the safe use of shelving:

- Ensure these instructions are retained for reference and that users are aware of the rules for safe use
- Never climb on the structure or stand on the workstation
- Do not lean or support ladders, steps, or other objects against workstation
- Do not use in damp or wet conditions
- Load heavy items on the lower shelves and lighter items on the higher shelves
- This product is designed for hand loading only
- Ensure that the maximum load carrying capacities are not exceeded
- Please refer to the loading information supplied



Caution

During assembly, ensure to:

- Take care during assembly and in use, particularly when lifting or stretching and when using tools
- Wear appropriate safety clothing – protective gloves and footwear are recommended
- Build on a suitable level floor, which is strong enough to support the load and allow adequate working space
- Dispose of packaging materials responsibly